

# Roofing Services in Mullica Hill: What Homeowners Should Expect

---



A transparent guide to protecting your home and avoiding expensive mistakes.

# South Jersey Weather Demands More From Your Roof



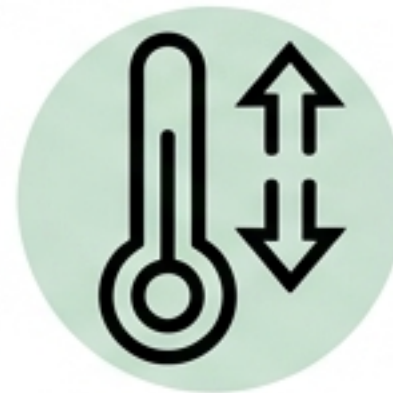
Strong wind and heavy rain storms batter exterior layers.



High humidity slowly wears down materials and traps moisture.



Winter snow and ice buildup create heavy structural loads.



Drastic seasonal temperature swings force expansion and contraction.

Even a roof that looks fine from the ground can have serious issues underneath.

# The Professional Roofing Process

A predictable contractor methodology built on 35+ years of local experience.



## Inspect

A comprehensive, on-roof physical evaluation (not a driveway glance).

## Recommend

Honest assessment of repair vs. replacement needs.

## Quote

Transparent, line-by-line pricing with no hidden fees.

## Material

Selection of weather-appropriate, durable systems.

## Install

Clear timelines, daily communication, and minimal disruption.

## Clean

Complete site protection and magnetic nail sweeps.

# A Real Inspection Goes Below the Surface

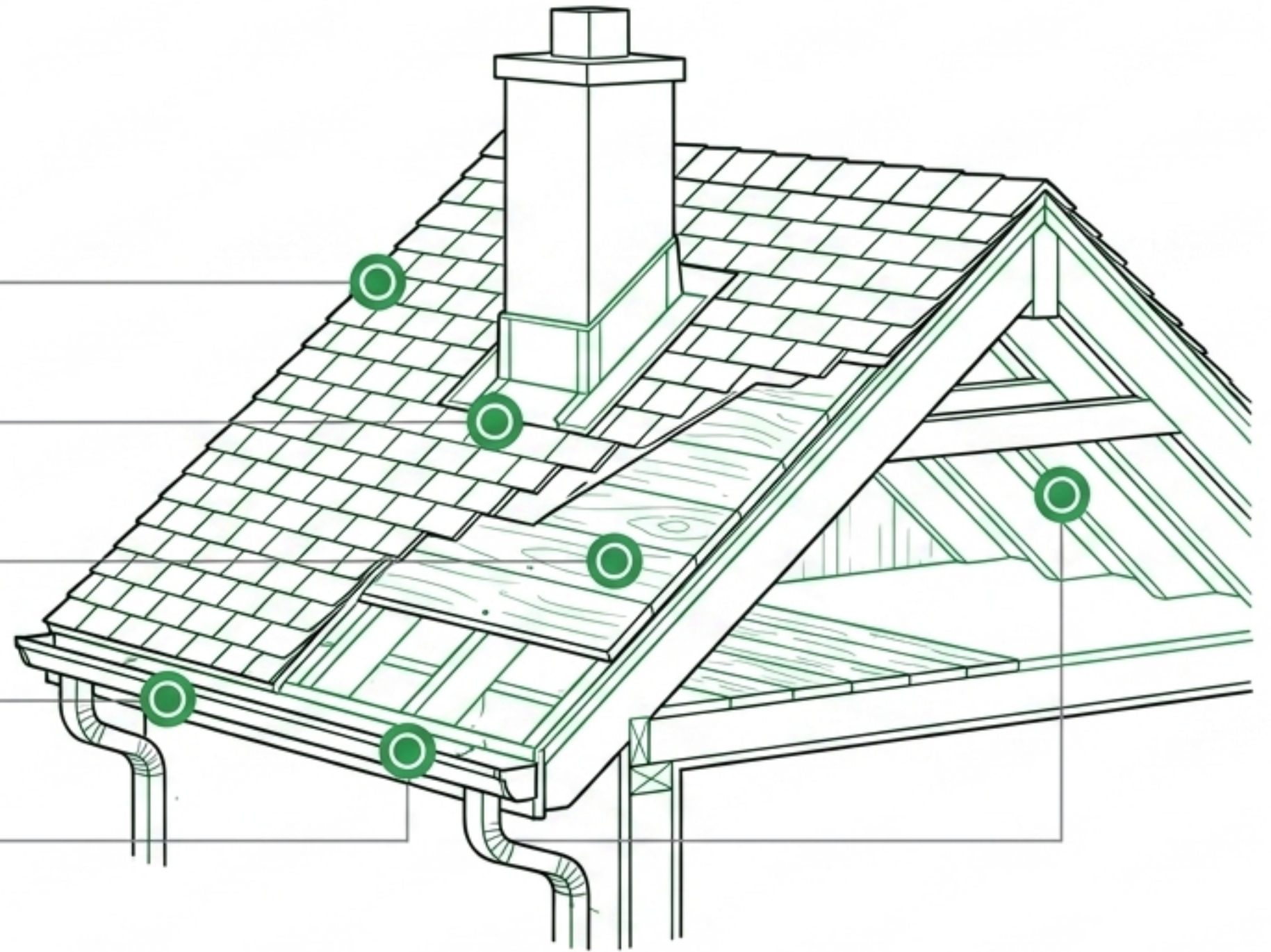
**Shingles:** Checking for missing, curling, or cracking pieces.

**Flashing:** Inspecting seals around chimneys, vents, and valleys.

**Decking:** Testing structural integrity beneath the surface.

**Gutters:** Ensuring proper drainage systems are intact.

**Ventilation:** Checking the attic for trapped heat and moisture signs.



## The Quick Estimate

A fast glance from the driveway. Misses hidden decay.

## The Complete Inspection

On-roof, detailed analysis. Catches problems before they spread.

# Honest Recommendations: Repair vs. Replacement



## When to Repair

- ✓ Damage is highly localized to one area.
- ✓ Fixing an active, isolated small leak.
- ✓ Recent storm damage on a relatively young roof.

**Result:** Extends the life of your current system without unnecessary spending.

## When to Replace

- Aging roof reaching end of lifespan (20+ years).
- Widespread wear, granule loss, or curling across the roof.
- Failing underlying decking or structural compromise.

**Result:** Provides a permanent, secure solution when repairs are no longer cost-effective.

**A reputable company helps you make the right decision, not the most expensive one.**

# Expected Investment in Mullica Hill

**\$300 – \$1,500**

## Minor Repairs

Patching small leaks, replacing a few blown-off shingles, or minor flashing fixes.

**\$1,500 – \$5,000**

## Moderate Repairs

Extensive flashing repair, localized decking replacement, or fixing major ventilation issues.

**\$8,000 – \$20,000+**

## Full Roof Replacement

Complete tear-off, new decking (if needed), full underlayment, and new shingle system. (Varies by pitch, size, and materials).

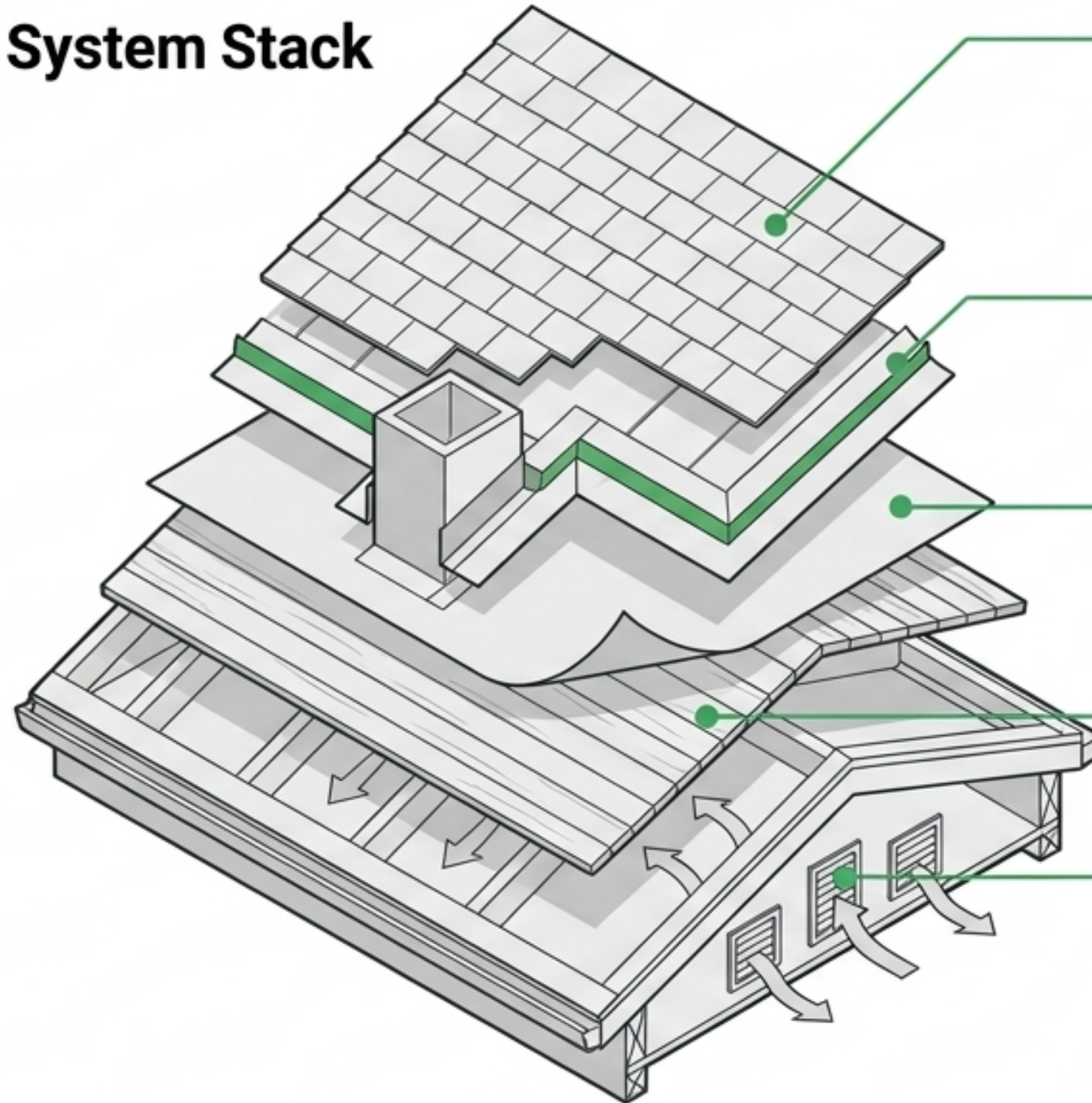
**Pro Tip: Always demand a line-by-line estimate detailing scope, materials, and labor.  
If a quote is drastically cheaper than others, something critical is missing.**

# A Roof is a Layered Weatherproofing System

Cheap materials might save money upfront, but they fail faster.

Ask your contractor about their underlayment and ventilation—most roof failures start beneath the surface.

## System Stack



- ✓ **Shingles:** Durable asphalt/architectural outer armor handling NJ expansion and contraction.
- ✓ **Flashing:** Metal seals protecting the most vulnerable joints (chimneys, valleys).
- ✓ **Underlayment:** The crucial waterproof membrane protecting the wood.
- ✓ **Decking:** The solid wooden structural foundation of the roof.
- ✓ **Ventilation:** Controls moisture and heat, preventing mold and attic rot.

# Clear Timelines and Consistent Communication

## Physical Timelines



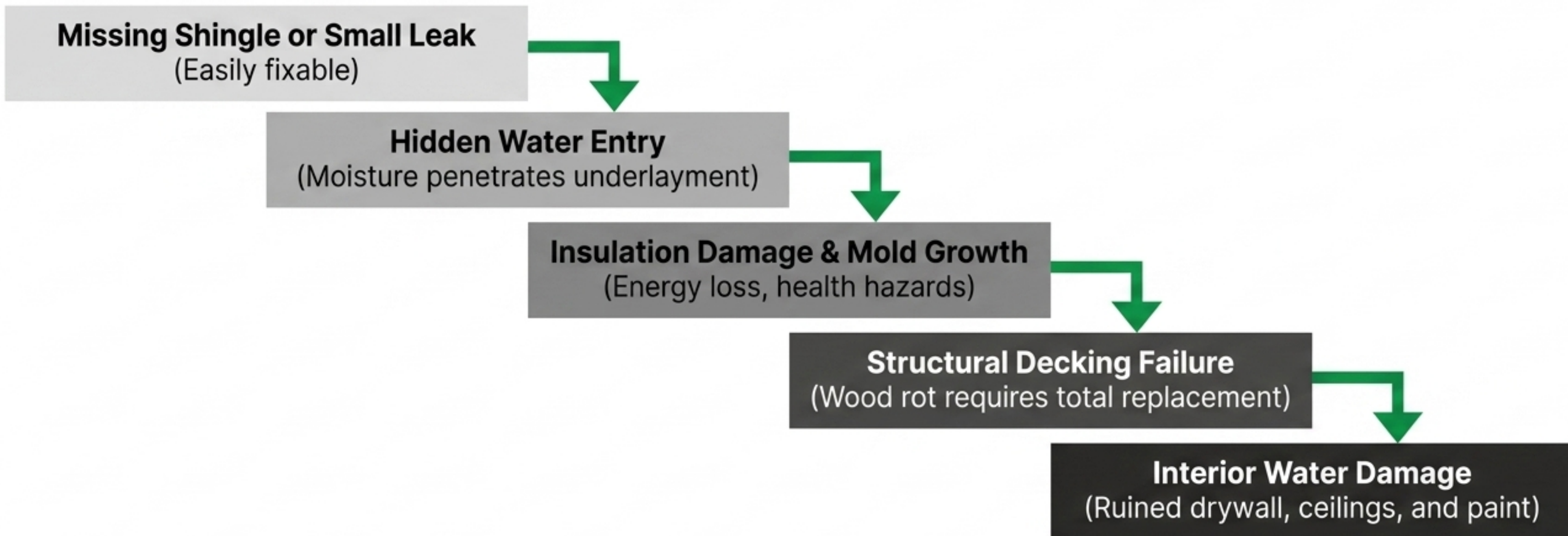
Note: Fast work is good, but proper staging, material delivery, and cleanup define a professional timeline.

## The Communication Checklist

- ✓ A clear, locked-in start date.
- ✓ Proactive updates regarding weather delays.
- ✓ Daily progress reports during the project.

**Lack of communication is a major warning sign. A company that communicates well before the job will perform well during it.**

# The High Cost of Waiting Too Long



A small repair today can turn into a \$10,000+ problem later. Once you see water damage inside your home, the issue has already spread.

# Common Roofing Problems in Mullica Hill



## Wind-Damaged Shingles

South Jersey storms frequently lift or strip older shingles, breaking the weather seal.



## Flashing Failures

Seals around vents and chimneys degrade over time, causing the most common hidden leaks.



## Aging End-of-Life Roofs

Older Mullica Hill neighborhoods are hitting the critical 20–30 year lifespan limit for asphalt.



## Poor Attic Ventilation

Trapped heat and humidity accelerate material deterioration and promote mold growth.

These problems start small but escalate quickly during seasonal transitions. Regular inspections catch them early.

# Choosing the Right Contractor

## ✓ Green Flags (What to look for)

- ✓ Provides written, line-by-line estimates.
- ✓ Explains the root problem in plain language.
- ✓ Licensed, insured, with strong local Mullica Hill reviews.
- ✓ Guarantees a clean site and magnetic nail sweep.

## ⚠ Red Flags (What to avoid)

- ✗ Uses high-pressure sign today sales tactics.
- ✗ Refuses to provide a written, detailed quote.
- ✗ Offers a price dramatically lower than the market average.
- ✗ Cannot provide a clear start date or process timeline.

Local experience matters. A contractor familiar with Gloucester County understands our weather patterns, building codes, and how older homes handle seasonal stress.

# Not Sure About Your Roof? Start Here.

- ✓ Schedule a professional inspection today.
- ✓ Honest, on-roof evaluations.
- ✓ Clear, plain-language recommendations.
- ✓ Zero high-pressure sales tactics.

**Contact T.A. Hughes III Roofing for a free estimate and ensure your home is protected for the long run.**

